



SCRUBBER DRIERS - WALK BEHIND

CT71



MAX PRODUCTIVITY

Up to
3150 m²/h

**BATTERIES
RUNNING TIME**

3,5 h standard

**WATER TANK
RUNNING TIME**

Up to **75'**
working session



ORBITAL VERSION



ONE BRUSH VERSION



ROLLER VERSION



BATTERIES AND BATTERY CHARGER NOT INCLUDED

MOST FREQUENTLY USE



INNOVATIONS

INTER-CHANGEABLE BRUSH HEAD	600 RPM INTERCHANGEABLE BRUSH HEAD	ORBITAL BRUSH	ANCTM [™] ADVANCED NOISE CONTROL	DBL [™] DOUBLE BATTERY LIFE
MEMORY CARD	TELEMATICS GPS	SLS [™] SELF LEVELING SYSTEM	ECO SELECT	SERVICE MENU
		BACTERIA CONTROL		


SPECS



ADJUSTABLE HANDLE FOR A COMFORTABLE AND EASY USE.



FULL MACHINE CONTROL THANKS TO AN INTUITIVE CENTRAL KNOB.



EASY ACCESS NO TOOLS

TECHNICAL DATA

WITHOUT ELECTRIC TRACTION

WITH ELECTRIC TRACTION

		CT71 B55	CT71 BT55	CT71 BT60	CT71 BT70
Code		LPTB01855	LPTB01856	LPTB02919	LPTB01857
PERFORMANCE					
Max theoretical productivity	m ² /h	1925	2475	2700	3150
Cleaning path	mm	550	550	600	700
Water tank capacity (solution recovery)	l	70/70	70/70	70/70	70/70
Max running time	min	210	210	210	210
Voltage	V-Ah	24	24	24	24
Installed power	W	800	1000	1400	1400
Brush pressure	kg	18	18	23	23
Squeegee width	mm	815	815	940	940
Max speed	km/h	3,5	4,5	4,5	4,5
Weight	kg	91,5	92	95	99
Dimension (LxWxH)	mm	1327x563x1033	1327x563x1033	1279x653x1033	1297x753x1033

STANDARD EQUIPMENT

	CT71 B55	CT71 BT55	CT71 BT60	CT71 BT70
BRUSHES				
PPL SOFT	SPPV01352	SPPV01352	2xSPPV01473	2xSPPV01472
SQUEEGEE BLADES				
LATEX FRONT BLADE	MPVR08039 - 880mm	MPVR08039 - 880mm	MPVR08039 - 880mm	MPVR08040 - 1020mm
LATEX REAR BLADE	MPVR08035 - 900mm	MPVR08035 - 900mm	MPVR08035 - 900mm	MPVR08036 - 1020mm

WITH ELECTRIC TRACTION AND ELECTRONIC BRUSH PRESSURE CONTROL

ROLLER - WITH ELECTRIC TRACTION AND ELECTRONIC BRUSH PRESSURE CONTROL

	CT71 XP60	CT71 XP70	CT71 XP55 R	
Code	LPTB02921	LPTB01858	LPTB02927	
PERFORMANCE				
Max theoretical productivity	m ² /h	2700	3150	2475
Cleaning path	mm	600	700	550
Water tank capacity (solution recovery)	l	70/70	70/70	70/70
Max running time	min	210	210	210
Voltage	V-Ah	24	24	24
Installed power	W	1450	1450	2350
Brush pressure	kg	31	31	18
Squeegee width	mm	940	940	815
Max speed	km/h	4,2	4,2	4,2
Weight	kg	96	99	104
Dimension (LxWxH)	mm	1279x653x1033	1297x753x1033	1288x640x1033

STANDARD EQUIPMENT

	CT71 XP60	CT71 XP70	CT71 XP55R
BRUSHES			
PPL SOFT	2xSPPV01473	2xSPPV01472	-
CYLINDRICAL BRUSH - PPL SOFT Ø 0,3 mm	-	-	SPPV01163
SQUEEGEE BLADES			
LATEX FRONT BLADE	MPVR08040 - 1020mm	MPVR08040 - 1020mm	MPVR08039 - 880mm
LATEX REAR BLADE	MPVR08036 - 1020mm	MPVR08036 - 1020mm	MPVR06288 - 715mm

TECHNICAL DATA

600 RPM - WITH ELECTRIC TRACTION AND ELECTRONIC BRUSH PRESSURE CONTROL



Code	CT71 XP55 600 RPM		CT71 XP70 600 RPM
	LPTB02925		LPTB02926
PERFORMANCE			
Max theoretical productivity	m ² /h	2475	3150
Cleaning path	mm	550	700
Water tank capacity (solution recovery)	l	70/70	70/70
Max running time	min	210	210
Voltage	V-Ah	24	24
Installed power	W	1080	1480
Brush pressure	kg	18	23
Motor Brush RPM	rpm	600	600
Squeegee width	mm	815	940
Max speed	km/h	4,5	4,5
Weight	kg	89,9	95,4
Dimension (LxWxH)	mm	1327x563x1033	1297x753x1033

STANDARD EQUIPMENT

	CT71 XP55 600 RPM	CT71 XP70 600 RPM
PAD HOLDER		
MICROFIBER PAD	SPPV01978	SPPV01983
STANDARD - DIAMOND PAD	SPPV01335	SPPV01228
SQUEEGEE BLADES		
LATEX FRONT BLADE	MPVR08039 - 880mm	MPVR08040 - 1020mm
LATEX REAR BLADE	MPVR08035 - 900mm	MPVR08036 - 1020mm

ORBITAL WITH ELECTRIC TRACTION AND ELECTRONIC BRUSH PRESSURE CONTROL



Code	CT71 XP20" ORBITAL	
	LPTB01671	
PERFORMANCE		
Max theoretical productivity	m ² /h	2794
Cleaning path	mm	500
Water tank capacity	l	70/70
Max running time	min	210
Voltage	V-Ah	24
Installed power	W	1030
Brush pressure	kg	45,7
Pad RPM	RPM	2200
Squeegee with	mm	815
Max speed	km/h	4,2
Weight	kg	108
Dimension (LxWxH)	mm	1225 x 512 x 1033









STANDARD EQUIPMENT

	CT71 XP20" ORBITAL
SQUEEGEE BLADES	
LATEX FRONT BLADE	MPVR08039 - 880mm
LATEX REAR BLADE	MPVR08035 - 900mm

OPTIONAL ACCESSORIES

	BRUSH HEAD	CODE	CT71 B55	CT71 BT55	CT71 BT60	CT71 BT70	CT71 XP60	CT71 XP70	CT71 XP55 600 RPM	CT71XP70 600 RPM	CT71 XP55 R	CT71XP20" ORBITAL
	B55		NOT INTERCHANGEABLE BRUSH HEAD									
	BT55	KTRI04851		•	•	•	•	•	•	•	•	•
	BT60	KTRI04852		•	•	•	•	•	•	•	•	•
	BT70	KTRI04853		•	•	•	•	•	•	•	•	•
	XP55 600 RPM	KTRI04855					•	•	•	•	•	•
	XP70 600 RPM	KTRI04856					•	•	•	•	•	•
	XP55 R	KTRI04854					•	•	•	•	•	•
	XP20" ORBITAL	KTRI05787					•	•	•	•	•	•

OPTIONAL ACCESSORIES

	OPTIONAL	CODE	CT71 B55	CT71 BT55	CT71 BT60	CT71 BT70	CT71 XP60	CT71 XP70	CT71 XP55 600 RPM	CT71XP70 600 RPM	CT71 XP55 R	CT71XP20" ORBITAL
	Chem dose kit	KTRI04846	•	•	•	•	•	•	•	•	•	•
	Splash guard 50/55 cm	KTRI04847	•	•					•			
	Splash guard 60 cm	KTRI05094			•		•					
	Splash guard 70 cm	KTRI05095				•	•		•			
	Tools bar	KTRI04848	•	•	•	•	•	•	•	•	•	•
	Auto-Refill System	KTRI04849	•	•	•	•	•	•	•	•	•	•
	External suction kit	KTRI02257	•	•	•	•	•	•	•	•	•	•
	BIOSAN RAPIDE WT (30 pcs / 30 days)	PRCH00578	•	•	•	•	•	•	•	•	•	•

BATTERIES AND BATTERY CHARGERS

BATTERIES	N°	CHARACTERISTICS	DIMENSION	RUNNING TIME	BATTERY CHARGERS
IPC gel battery BAAC00105	2	12V 105 Ah (C5)	345x170x285	210 min	DBL on board high freq. 24V 15 Ah- KTRI04845 DBL stand alone high frequency BLS010 - BACA00133
EXIDE gel battery BAAC00024	2	12V 105 Ah (C5)	345x174x283	210 min	DBL on board high freq. 24V 15 Ah KTRI04845 DBL stand alone high frequency BLS010 BACA00133
EXIDE gel battery BAAC00132	2	12V 76 Ah (C5)	330x171x236	150 min	DBL on board high freq. 24V 15 Ah KTRI04845 DBL stand alone high frequency BLS010 BACA00133
Acid tubolar plate BAAC00136	2	12V 85 Ah (C5)	308x175x225	150 min	DBL on board high freq. 24V 15 Ah KTRI04845 DBL stand alone high frequency BLS010 BACA00133 Stand alone Low frequency 24V 12 Ah BACA0060
Dry charge flate plate BAAC00009	2	12V 105 Ah (C5)	261x171x210	210 min	DBL on board high freq. 24V 15 Ah KTRI04845 DBL stand alone high frequency BLS010 BACA00133 Stand alone Low frequency 24V 12 Ah BACA0060
Acid tubolar plate BAAC00070	2	12V 118 Ah (C5)	345x170x285	210 min	DBL on board high freq. 24V 15 Ah KTRI04845 DBL stand alone high frequency BLS010 BACA00133 Stand alone Low frequency 24V 12 Ah BACA0060

RECOMMENDED BATTERIES AND BATTERY CHARGER